







# Train performance at Brough railway station

## How reliable were train services at Brough station recently?

4-week period from	Train punctuality at Brough	Trains cancelled at Brough
 TRANSPENNINE EXPRESS	77.5%	2.7%
 NORTHERN	72.4%	3.5%
 LNER	74.6%	0%
 Hull Trains <small>Your local link to London</small>	70.7%	1.9%
<b>Route:</b>	<b>73.8%</b>	<b>2.0%</b>



### What are we doing to improve:

#### East – Yorkshire

Kerry Peters - Regional Director for the East, and her team, will be delivering:

- Short Term – We are working with Network Rail and British Transport Police to reduce the number of trespass and antisocial behaviour on the railway.
- Medium Term – introduction of the East Coast Mainline timetable in December 2025.
- Long Term – With Network Rail, we will reduce delays in autumn caused by slippery rails by carrying out targeted tree management and delivering improvements to our trains.

Punctuality is the percentage of trains that arrived within three minutes of the scheduled time.

Cancelled means the percentage of trains that were scheduled to, but didn't stop, at this station. This does not include trains which didn't stop at this station if the decision was made before 22:00 the previous day.



National Rail

