








Train performance at Crewe railway station

How reliable were train services at Crewe station recently?

| 4-week period from | Train punctuality at Crewe | Trains cancelled at Crewe |
|--|----------------------------|---------------------------|
|  NORTHERN | 79.6% | 3.2% |
|  West Midlands Railway | 62.9% | 3.4% |
|  E M R | 66% | 5.2% |
|  AVANTI WEST COAST | 51% | 2.5% |
|  TRAFNIDIAETH CYMRU TRANSPORT FOR WALES | 77.7% | 1.7% |
| Route: | 67.4% | 3.2% |



What are we doing to improve:

Central – Greater Manchester and surrounding areas

Craig Harrop, Regional Director for the West & Central, and his team, will be delivering:

- Short Term – upgrades to Manchester Victoria station to reduce congestion and help with platform management.
- Medium Term – working with Network Rail, we will deliver improvements aimed at improving reliability and punctuality of our services.
- Long Term – delivery, through the Manchester Northwest Transformation Programme, of improved reliability and punctuality of services into and travelling through Manchester.

Punctuality is the percentage of trains that arrived within three minutes of the scheduled time.

Cancelled means the percentage of trains that were scheduled to, but didn't stop, at this station. This does not include trains which didn't stop at this station if the decision was made before 22:00 the previous day.



National Rail

